


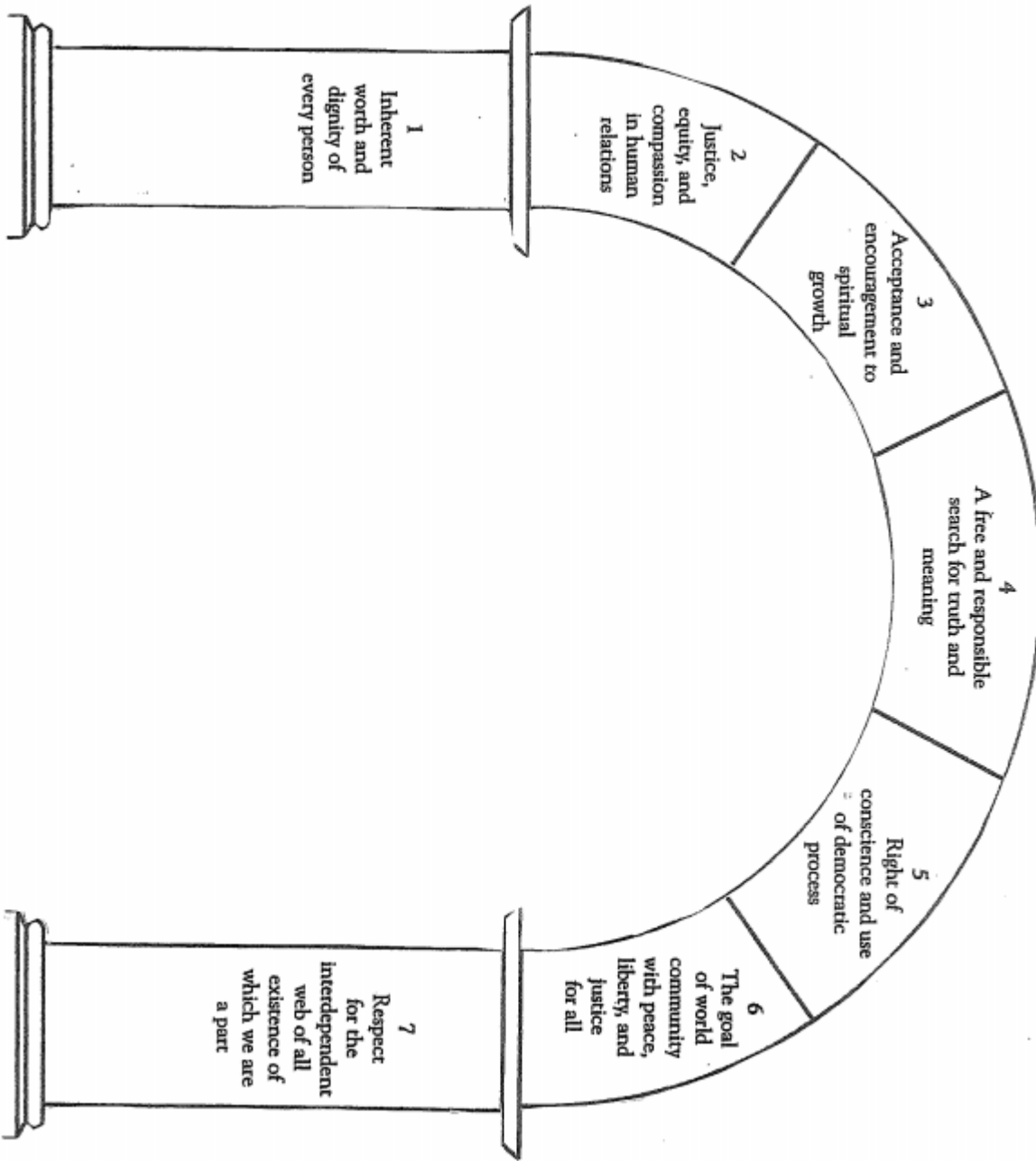
Activity – Belonging, section 3 Constructing our church

Cut all of the pieces on these pages.

Construct our church:

- Cut out the pieces of the church.
- Arrange the pieces on a larger piece of paper however you like.
- Match the labels listed on page 3 to the individual shapes in whatever arrangement that makes sense to you.
- There is no right answer.
- Use the space on page 3 to describe how you arranged the elements.





Activity – Belonging, section 3

Constructing our church

Cut all of the pieces on these pages.

Construct our church:

- Cut out the pieces of the church.
- Arrange the pieces however you like.
- Match the labels listed on page 3 to the individual shapes in whatever arrangement that makes sense to you.
- There is no right answer.
- Use the space on page 3 to describe how you arranged the elements.
Which is the foundation, which are in the columns, etc?
Why did you choose to arrange the pieces the way you did?

Activity for section 3 – Belonging

How do all the ideas we have been talking about in the Membership class fit together? Take this opportunity to fit them together in a way that makes sense to you.

Build our Unitarian Universalist church.


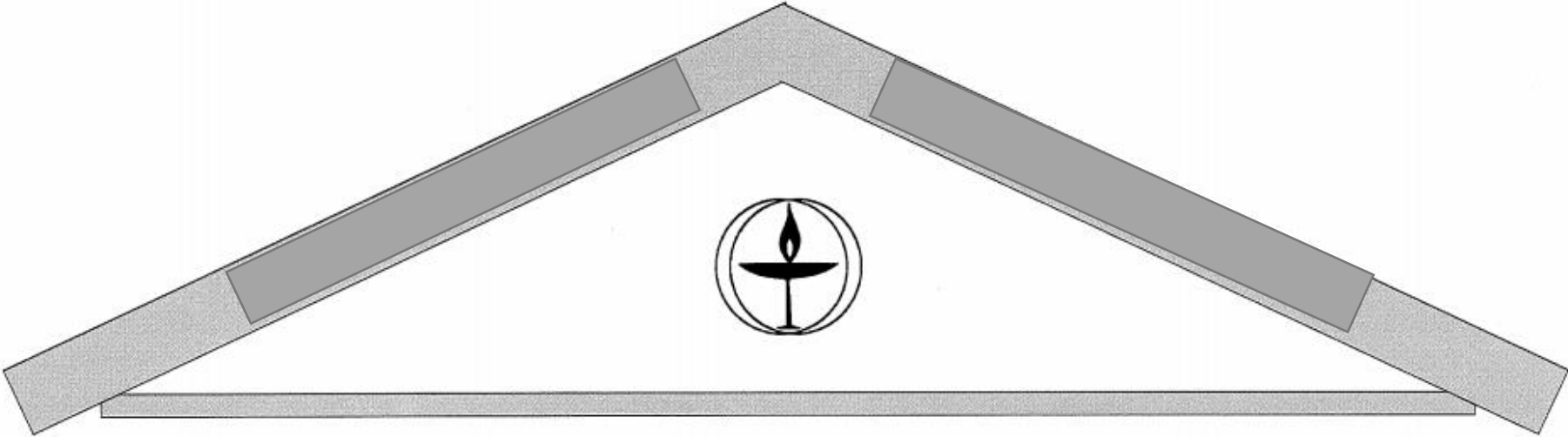
1. Cut out the pieces: 2 columns, roof, Principles arch, flowers - which represent the ground on which the church is built, heart, and foundation.
2. Arrange them on a piece of paper and glue or tape them in place.
3. Label each piece with at least one of the elements listed below.
4. Describe how you decided to arrange the pieces and how to add the labels to the church you constructed below.

Labels for the church parts shapes. Please write each of these labels on the church component you think is the best match.

1. Congregational Polity
2. Congregational Covenant
3. Mission Statement
4. Living Tradition Six Sources
5. Minister & Accountable Persons Team
6. Board
7. Bylaws
8. Congregation: members, friends, groups, teams, committees

Describe how you decided to arrange the pieces and where you added the labels to the church components.

FOUNDATION



These flowers represent the ground on which the church is built. Which label would you attach to this ground?